

Model	I/O	Output Type	Pulse Output	RS485	BD Board	Module
VCLX3V-0806MR-A2	8 / 6	R	0	1	1	×
VCLX3V-0806MT-A2	8 / 6	T	2	1	1	×
VCLX3V-1208MR-A2	12 / 8	R	0	1	1	×
VCLX3V-1208MT-A2	12 / 8	T	2	1	1	×
VCLX3V-1208MR-A2	12 / 8	R	0	1	1	×
VCLX3V-1208MR2H-A2	12 / 8	R/T	2	1	1	×
VCLX3V-0806MR-D2	8 / 6	R	0	1	1	×
VCLX3V-0806MT-D2	8 / 6	T	2	1	1	×
VCLX3V-1208MR-D2	12 / 8	R	0	1	1	×
VCLX3V-1208MT-D2	12 / 8	T	2	1	1	×
VCLX3V-1208MR-D2	12 / 8	R	0	1	1	×
VCLX3V-1208MR2H-D2	12 / 8	R/T	2	1	1	×



## GENERAL

Item	VCLX3V Series
Running Mode	Round Scan/ Interrupt
Programming	Instruction List/ Ladder
Total Instructions	Basic Instructions: 27 / Applied Instruction: 138
Execute time	Basic Instructions: 0.06us / Applied Instruction: 1~10us
System Storage	16K
Download/ Monitoring	Serial Programming Cable / Mini USB
High Speed Pulse Output	Transistor: 2 channels (4 channel optional) / Relay N/A (2 channel optional)
External Interrupt	6 Channels
Timer Interrupt	3 Channels
Holding Addresses	Adjustable
Storage	FLASH
Filter	For all X input terminals
Serial Port	COM1: RS422 or RS485 COM2: RS485
Temperature	Working Temperature: 0 ~ 55°C / Storage Temperature: -20 ~ 70°C
Humidity	5~ 85%RH (Without condensation)
Shock Resistance	JIS C 0040 Standard
Influence Immunity	Meet the IEC61000-4-4 and GB/T 17626.4 standard: Noise voltage amplitude 1KVP-P, pulse width 10us, period 0.3 s, edge time 5ns, duration 1min.

## POWER SUPPLY


Item	AC	DC
Power Supply	AC 85~265V 50 ~ 60Hz	DC 24V±10%
Power Outage Time	10ms	10ms
Power Fuse	250V 3.15A	250V 3.15A
Rush Current	<15A 5ms / AC 100V; <30A 5ms / AC 200V	<15A 1ms / DC 24V
Power Consumption	<35W	<30W
Power Output	DC 24V 850mA	No

## OUTPUT

Item	Relay	Transistor
Output Mode	--	NPN
Input Power Supply	DC 24V	DC 24V
Output Circuit	<AC 250V or < DC 30	DC 5~30V
COM Port Current	--	<0.1mA (DC 30V)
Insulation	Mechanistic	Optical Coupling
Leak current	--	0.1mA / DC 30V
Min. Load	--	DC5V 2mA
Max. Load	Resistive 2A point 8A COM port	0.5A point 0.8A COM port 0.3A HSPO point
	Inductive 80VA	12W/DC24V 7.2W HSPO point
	General 100W	0.9W/DC 24V
Response Time	<10ms	<0.2ms (Pulse output terminal: <5us)



Model	I/O	Output Type	Pulse Output	RS485	BD Board	Module
VCLX3V-1212MT-A	12   12	T	2	2	1	√
VCLX3V-1212MR-A	12   12	R	0	2	1	√
VCLX3V-1212MR2H-A	12   12	R/T	2	2	1	√
VCLX3V-1212MT4H-A	12   12	T	4	2	1	√
VCLX3V-1412MT-A	14   12	T	2	2	1	√
VCLX3V-1412MR-A	14   12	R	0	2	1	√
VCLX3V-1412MR2H-A	14   12	R/T	2	2	1	√
VCLX3V-1412MT4H-A	14   12	T	4	2	1	√
VCLX3V-1212MT-D	12   12	T	2	2	1	√
VCLX3V-1212MR-D	12   12	R	0	2	1	√
VCLX3V-1212MR2H-D	12   12	R/T	2	2	1	√
VCLX3V-1212MT4H-D	12   12	T	4	2	1	√
VCLX3V-1412MT-D	14   12	T	2	2	1	√
VCLX3V-1412MR-D	14   12	R	0	2	1	√
VCLX3V-1412MR2H-D	14   12	R/T	2	2	1	√
VCLX3V-1412MT4H-D	14   12	T	4	2	1	√



## GENERAL

Item	VCLX3V Series
Running Mode	Round Scan/ Interrupt
Programming	Instruction List/ Ladder
Total Instructions	Basic Instructions: 27 / Applied Instruction: 138
Execute time	Basic Instructions: 0.06us / Applied Instruction: 1~10us
System Storage	16K
Download/ Monitoring	Serial Programming Cable / Mini USB
High Speed Pulse Output	Transistor: 2 channels (4 channel optional) / Relay N/A (2 channel optional)
External Interrupt	6 Channels
Timer Interrupt	3 Channels
Holding Addresses Storage	Adjustable FLASH
Filter	For all X input terminals
Serial Port	COM1: RS422 or RS485 COM2: RS485
Temperature	Working Temperature: 0 ~ 55°C / Storage Temperature: -20 ~ 70°C
Humidity	5~ 85%RH (Without condensation)
Shock Resistance	JIS C 0040 Standard
Influence Immunity	Meet the IEC61000-4-4 and GB/T 17626.4 standard: Noise voltage amplitude 1KVP-P, pulse width 10us, period 0.3 s, edge time 5ns, duration 1min.

## POWER SUPPLY

Item	AC	DC
Power Supply	AC 85~265V 50 ~ 60Hz	DC 24V±10%
Power Outage Time	10ms	10ms
Power Fuse	250V 3.15A	250V 3.15A
Rush Current	<15A 5ms / AC 100V; <30A 5ms / AC 200V	<15A 1ms / DC 24V
Power Consumption	<35W	<30W
Power Output	DC 24V 850mA	No

## OUTPUT

Item	Relay	Transistor
Output Mode	--	NPN
Input Power Supply	DC 24V	DC 24V
Output Circuit	<AC 250V or <DC 30	DC 5~30V
COM Port Current	--	<0.1mA (DC 30V)
Insulation	Mechanistic	Optical Coupling
Leak current	--	0.1mA / DC 30V
Min. Load	--	DC5V 2mA
Max. Load	Resistive 2A point 8A COM port	0.5A point 0.8A COM port 0.3A HSPO point
	Inductive 80VA	12W/DC24V 7.2W HSPO point
	General 100W	0.9W/DC 24V
Response Time	<10ms	<0.2ms (Pulse output terminal: <5us)



Model	I/O	Output Type	Pulse Output	RS485	BD Board	Module
VCLX3V-1616MT-A	16   16	T	2	2	2	√
VCLX3V-1616MR-A	16   16	R	0	2	2	√
VCLX3V-1616MR2H-A	16   16	R/T	2	2	2	√
VCLX3V-1616MT4H-A	16   16	T	4	2	2	√
VCLX3V-2416MT-A	24   16	T	2	2	2	√
VCLX3V-2416MR-A	24   16	R	0	2	2	√
VCLX3V-2416MR2H-A	24   16	R/T	2	2	2	√
VCLX3V-2416MT4H-A	24   16	T	4	2	2	√
VCLX3V-1616MT-D	16   16	T	2	2	2	√
VCLX3V-1616MR-D	16   16	R	0	2	2	√
VCLX3V-1616MR2H-D	16   16	R/T	2	2	2	√
VCLX3V-1616MT4H-D	16   16	T	4	2	2	√
VCLX3V-2416MT-D	24   16	T	2	2	2	√
VCLX3V-2416MR-D	24   16	R	0	2	2	√
VCLX3V-2416MR2H-D	24   16	R/T	2	2	2	√
VCLX3V-2416MT4H-D	24   16	T	4	2	2	√



## GENERAL

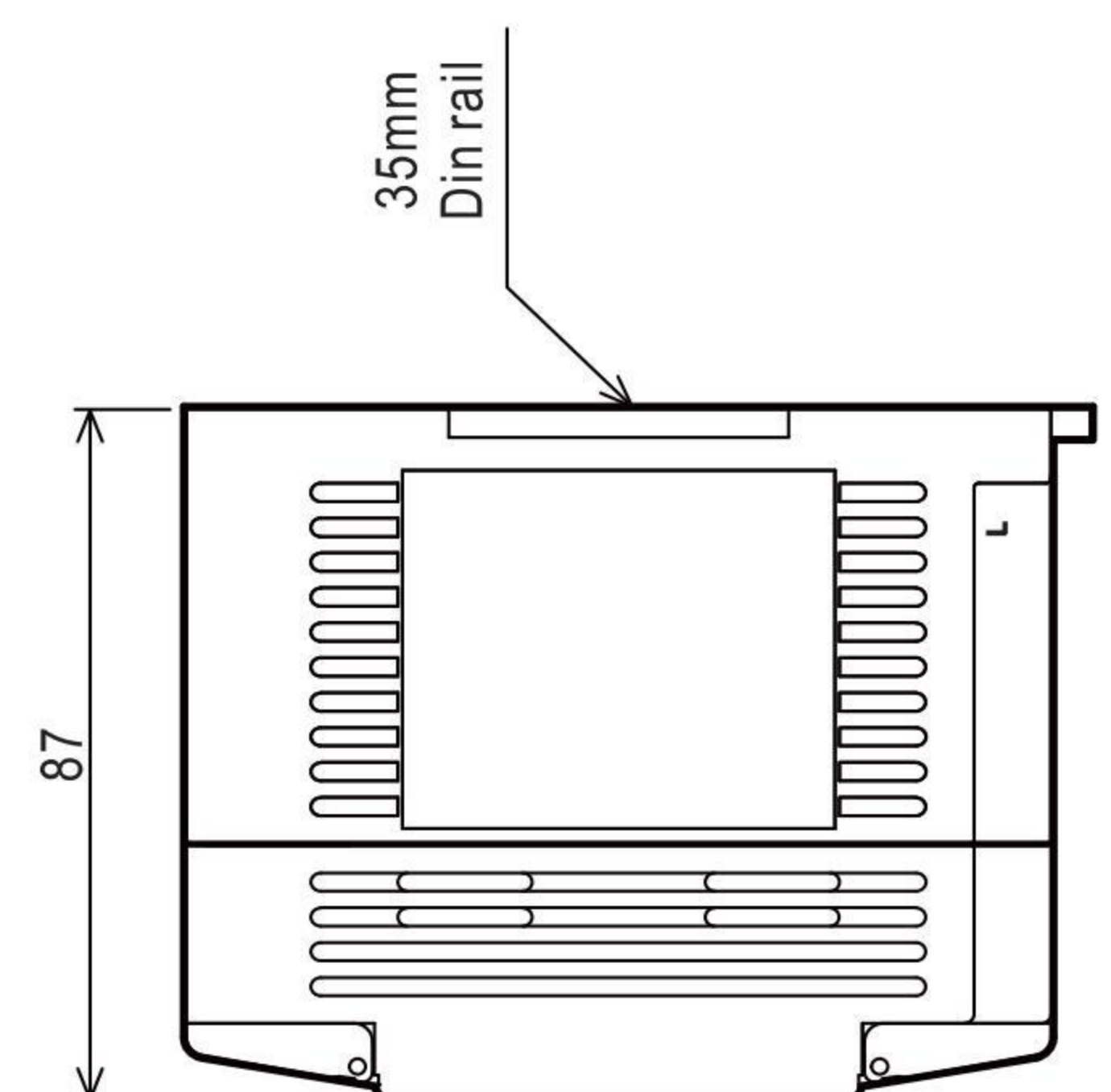
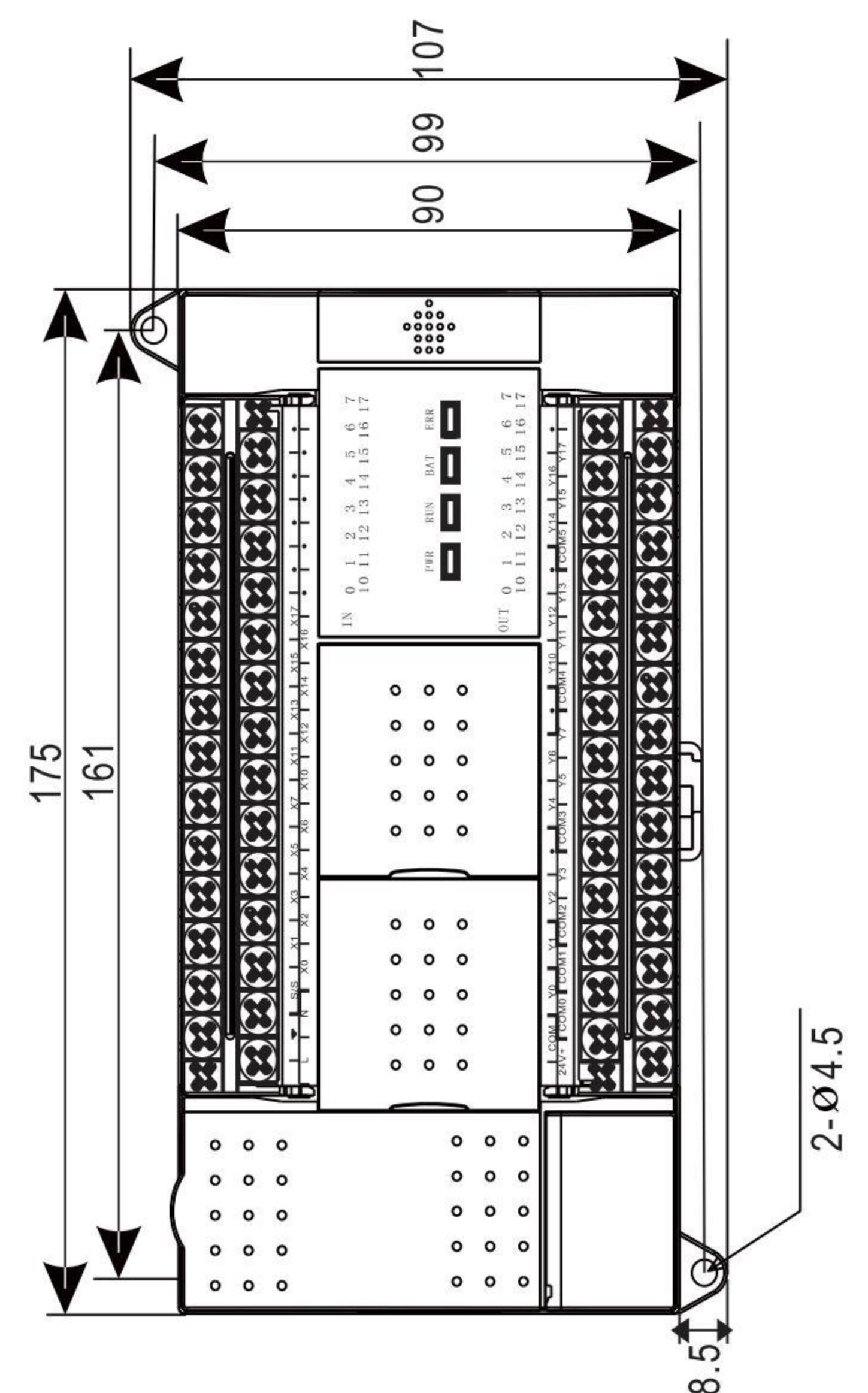
Item	VCLX3V Series
Running Mode	Round Scan/ Interrupt
Programming	Instruction List/ Ladder
Total Instructions	Basic Instructions: 27 / Applied Instruction: 138
Execute time	Basic Instructions: 0.06us / Applied Instruction: 1~10us
System Storage	16K
Download/ Monitoring	Serial Programming Cable / Mini USB
High Speed Pulse Output	Transistor: 2 channels (4 channel optional) / Relay N/A (2 channel optional)
External Interrupt	6 Channels
Timer Interrupt	3 Channels
Holding Addresses	Adjustable
Storage	FLASH
Filter	For all X input terminals
Serial Port	COM1: RS422 or RS485 COM2: RS485
Temperature	Working Temperature: 0 ~ 55°C / Storage Temperature: -20 ~ 70°C
Humidity	5~ 85%RH (Without condensation)
Shock Resistance	JIS C 0040 Standard
Influence Immunity	Meet the IEC61000-4-4 and GB/T 17626.4 standard: Noise voltage amplitude 1KVP-P, pulse width 10us, period 0.3 s, edge time 5ns, duration 1min.

## POWER SUPPLY

Item	AC	DC
Power Supply	AC 85~265V 50 ~ 60Hz	DC 24V±10%
Power Outage Time	10ms	10ms
Power Fuse	250V 3.15A	250V 3.15A
Rush Current	<15A 5ms / AC 100V; <30A 5ms / AC 200V	<15A 1ms / DC 24V
Power Consumption	<60W	<30W
Power Output	DC 24V 700mA	No


## OUTPUT

Item	Relay	Transistor
Output Mode	--	NPN
Input Power Supply	DC 24V	DC 24V
Output Circuit	<AC 250V or <DC 30	DC 5~30V
COM Port Current	--	<0.1mA (DC 30V)
Insulation	Mechanistic	Optical Coupling
Leak current	--	0.1mA / DC 30V
Min. Load	--	DC5V 2mA
Max. Load	Resistive 2A point 8A COM port	0.5A point 0.8A COM port 0.3A HSPO point
	Inductive 80VA	12W/DC24V 7.2W HSPO point
	General 100W	0.9W/DC 24V
Response Time	<10ms	<0.2ms (Pulse output terminal: <5us)





Model	I/O	Output Type	Pulse Output	RS485	BD Board	Module
VCLX3V-2424MT-A	24   24	T	2	2	2	√
VCLX3V-2424MR-A	24   24	R	0	2	2	√
VCLX3V-2424MR2H-A	24   24	R/T	2	2	2	√
VCLX3V-2424MT4H-A	24   24	T	4	2	2	√
VCLX3V-3624MR-A	36   24	R	0	2	2	√
VCLX3V-3624MT-A	36   24	T	2	2	2	√
VCLX3V-3624MR2H-A	36   24	R/T	2	2	2	√
VCLX3V-3624MT4H-A	36   24	T	4	2	2	√
VCLX3V-2424MT-D	24   24	T	2	2	2	√
VCLX3V-2424MR-D	24   24	R	0	2	2	√
VCLX3V-2424MR2H-D	24   24	R/T	2	2	2	√
VCLX3V-2424MT4H-D	24   24	T	4	2	2	√
VCLX3V-3624MR-D	36   24	R	0	2	2	√
VCLX3V-3624MT-D	36   24	T	2	2	2	√
VCLX3V-3624MR2H-D	36   24	R/T	2	2	2	√
VCLX3V-3624MT4H-D	36   24	T	4	2	2	√



## GENERAL

Item	VCLX3V Series
Running Mode	Round Scan/ Interrupt
Programming	Instruction List/ Ladder
Total Instructions	Basic Instructions: 27 / Applied Instruction: 138
Execute time	Basic Instructions: 0.06us / Applied Instruction: 1~10us
System Storage	16K
Download/ Monitoring	Serial Programming Cable / Mini USB
High Speed Pulse Output	Transistor: 2 channels (4 channel optional) / Relay N/A (2 channel optional)
External Interrupt	6 Channels
Timer Interrupt	3 Channels
Holding Addresses	Adjustable
Storage	FLASH
Filter	For all X input terminals
Serial Port	COM1: RS422 or RS485 COM2: RS485
Temperature	Working Temperature: 0 ~ 55°C / Storage Temperature: -20 ~ 70°C
Humidity	5~ 85%RH (Without condensation)
Shock Resistance	JIS C 0040 Standard
Influence Immunity	Meet the IEC61000-4-4 and GB/T 17626.4 standard: Noise voltage amplitude 1KVP-P, pulse width 10us, period 0.3 s, edge time 5ns, duration 1min.

## POWER SUPPLY

Item	AC	DC
Power Supply	AC 85~265V 50 ~ 60Hz	DC 24V±10%
Power Outage Time	10ms	10ms
Power Fuse	250V 3.15A	250V 3.15A
Rush Current	<15A 5ms / AC 100V; <30A 5ms / AC 200V	<15A 1ms / DC 24V
Power Consumption	<60W	<30W
Power Output	DC 24V 700mA	No

## OUTPUT

Item	Relay	Transistor
Output Mode	--	NPN
Input Power Supply	DC 24V / AC220V	DC 24V
Output Circuit	<AC 250V or < DC 30	DC 5~30V
COM Port Current	--	<0.1mA (DC 30V)
Insulation	Mechanistic	Optical Coupling
Leak current	--	0.1mA / DC 30V
Min. Load	--	DC5V 2mA
Max. Load	Resistive 2A point 8A COM port	0.5A point 0.8A COM port 0.3A HSPO point
	Inductive 80VA	12W/DC24V 7.2W HSPO point
	General 100W	0.9W/DC 24V
Response Time	<10ms	<0.2ms (Pulse output terminal: <5us)